



Kentucky High School Athletic Association

2280 Executive Drive ° Lexington, KY 40505 ° www.khsaa.org ° (859)299-5472 (859)293-5999 (fax)

MEMORANDUM

To: Superintendent, Principal, and Athletic Director
North Hardin High School

From: Brigid L. DeVries, Commissioner
Larry Boucher, Assistant Commissioner *LB*


Date: June 9, 2005

Subject: 2004-2005 Title IX Annual Report Forms Submission

Enclosed please find a copy of Form T-65, the 2004-2005 KHSAA Title IX Annual Report Submission Status Report. In addition, you may find an attachment with corrected copies of the forms submitted by your school personnel. Please review this information so the forms can be completed accurately in the future.

Also, KHSAA Audit Team Members may have requested resubmission of some of the 2004-2005 Annual Report Forms or need additional information on your athletic programs. Please submit this information by the date requested if this is applicable. Copies and all KHSAA Title IX documents must be kept current and included in your permanent Title IX File at the school. All documents are subject to Open Records Requests.

Should you need any further information, please do not hesitate to call anytime.



**KHSAA TITLE IX
ANNUAL REPORT SUBMISSION
STATUS REPORT
2004-2005**

KHSAA
Form T65
Revised 4/05

TO: KHSAA Member School Superintendents, Principals, and Athletic Directors

FROM: Brigid L. DeVries, Commissioner
Larry Boucher, Assistant Commissioner

DATE: June 9, 2005

| | | | |
|--------|--------------------------|-------------|-----------------|
| School | North Hardin High School | Reviewed by | Phyllis Catlett |
|--------|--------------------------|-------------|-----------------|

The following is a status report regarding the required 2004 - 2005 Title IX Annual Report submission of forms due into the KHSAA office by April 15, 2005. Appropriate KHSAA Audit Team personnel have reviewed these forms and the following is a summary of this review.

I. Checklist of Forms properly submitted in a satisfactory manner:

| | | | |
|---|-------------------------------|---|--|
| ✓ | GE 19 (Annual Verification) | ✓ | T-35 (Budget Chart) |
| ✓ | T-1 (Summary Program Chart 1) | ✓ | T-36 (Budget Chart) |
| ✓ | T-2 (Summary Program Chart 2) | ✓ | T-41 (Checklist – Overall Interscholastic Program) |
| ✓ | T-3 (Summary Program Chart 3) | ✓ | T-60 (Corrective Action Plan) |
| ✓ | T-4 (Summary Program Chart 4) | | |

II. Status

| | | |
|----|---|---|
| A. | ✓ | 2004 – 2005 Forms are satisfactory and no further information or action is necessary at this time. |
| B. | | Errors have been noted with respect to the following forms: |
| C. | | The following forms were omitted and must be submitted by school representatives: |
| D. | ✓ | Other Recommendation and Comments: <ul style="list-style-type: none"> ▪ It is recommended that students be placed on the Gender Equity Review Committee, and that they be active members of the Committee. ▪ Report appears to be in good order. Have a great summer. |



Kentucky High School Athletic Association

2004-2005 KENTUCKY HIGH SCHOOL ATHLETIC ASSOCIATION ANNUAL VERIFICATION OF TITLE IX PROCEDURES

(To be submitted by April 15, 2005 along with other required forms)

APR 15 2005

The North Hardin High School, RADCLIFF, Kentucky

certifies to the Kentucky High School Athletic Association that the following is an accurate and true representation of the facts surrounding compliance with 20 U.S.C. Sections 1681-1688, et. Seq. (also known as Title IX)

I certify the following provisions in accordance with records at the school contained in the permanent Title IX file, and to the best of my knowledge have completed the following tasks (All boxes must be checked).

Established a gender equity committee at the high school. (list committee personnel and provide attachment if necessary)

Table with 4 columns: Name, Address, Phone, Title. Lists school personnel including Alan Campbell (Athletic Director), Bill Davidson (Principal), and various coaches.

Scheduled a minimum of three meetings during the 2004-2005 school year on the following dates:

- December 9, 2004
April 14, 2005
May 19, 2005

Designated the following person(s) as the Title IX coordinator for the school:

Table with 4 columns: Name, Title, Address, Phone. Lists Alan Campbell as the Title IX coordinator.

Designated the following person(s) as the Title IX coordinator for the district:

Table with 4 columns: Name, Title, Address, Phone. Lists Gerald Lowery as the district coordinator.

School personnel are continuing to make periodic reviews of the boys' and girls' athletics program reflected in the Corrective Action Plan.

In addition to the above information, the above referenced school maintains a complete permanent file relative to Title IX records including copies of the self-assessment audit, all corrective action plans, and other related materials.

Principal's Signature, Date (4-14-05), Superintendent Signature, School Board Chairpersons' Signature

2004-2005
ACCOMMODATION OF INTERESTS AND ABILITIES
SUMMARY PROGRAM CHART 1

KHSAA
 Form T1
 Rev. 10/04

Participation Opportunities Test One

| | | (Column 1) | (Column 2) | (Column 3) | (Column 4) |
|-------|---------|------------|--------------------------------|--|-----------------------------------|
| | Program | Enrollment | Percentage of Total Enrollment | Number of Interscholastic Participants (double and triple count) | Percentage of Total Participation |
| Row 1 | GIRLS | 649 | 49.3 | 276 | 42.07 |
| Row 2 | BOYS | 666 | 50.6 | 380 | 57.9 |
| Row 3 | Totals | 1315 | 100% | 656 | 100% |

Instructions:

*Number of 8th grade students & below used in Column 3 and Column 4 calculations if applicable: 67

- 1) Determine the total number of girls enrolled, (place in Row 1, Column 1). Determine the total number of boys enrolled, (place in Row 2, Column 1).
- 2) Add the total number of girls and boys enrolled to determine total enrollment, (place in Row 3, Column 1).
- 3) Calculate the percentage of total enrollment that is female. (Divide Row 1, Column 1 by row 3, Column 1 and place in Row 1, Column 2.) Calculate the percentage of total enrollment that is male. (Divide Row 2, Column 1 by Row 3, Column 1 and place in Row 2, Column 2.) Note: Row 1, Column 2 plus Row 2, Column 2 should total 100%.
- 4) Ask the head coaches to review the most updated eligibility or squad lists for their teams. Ask coaches to confirm the names of those individuals who are on the team as of the first **date of competition**, and cross out the names of those who were cut from the team or quit the team prior to the first competitive event. Determine the total number of interscholastic athletics participants that are girls, (and place in Row 1, Column 3). In order to determine the total number of athletics participants, an individual should be counted each time he or she participates on a team. For example, if Jane Doe competes on the varsity volleyball team, the junior varsity volleyball team, the junior varsity basketball team, and the varsity softball team, she should be counted as four participants (**do not include club or intramural sports participants, cheerleaders, dance teams, or pom squads**). Calculate the same way for boys and girls. * In addition, should 8th grade students and below play on a Freshman, Junior Varsity, or Varsity team, they should also be counted for each team and sport on which they participate. If applicable, please asterisk the above notation as to how many 8th grade students & below are included in the totals. Using the same procedure, determine the total number of interscholastic athletic participants that are boys, (and place in Row 2, Column 3). Add Row 1, Column 3 plus Row 2, Column 3 to get total participants and place in Row 3, Column 3.
- 5) Calculate the percentage of female participation. (Row 1, Column 3 divided by Row 3, Column 3 and place in Row 1, Column 4.) Calculate the percentage of male participation. (Row 2, Column 3 divided by Row 3, Column 3 and place in Row 2, Column 4.) Note: Row 1, Column 4 plus Row 2, Column 4 should total 100%.

Note: While being within three percent is not a formal compliance standard; if the percent listed in Row 1, Column 4 is within 3% of Row 1, Column 2, then it provides a good target within which compliance is likely.

Principal's Signature: *Paul Dennis* Date: 4/14/05

2004-2005
ACCOMMODATION OF INTERESTS AND ABILITIES
SUMMARY PROGRAM CHART 2

KHSAA
 Form T2
 Rev. 10/04

Participation Opportunities Test Two

| | | Column 1 | Column 2 | Column 3 | Column 4 | Column 5 |
|--------------|-------|-----------------------------------|------------------------|--|---|---|
| Program | | Number of Teams Currently Offered | Number of Participants | Number of Teams Added in Last Five Years | Number of Participants Added in Last Five Years | Percent of Total Participation By Sex Added in Last 5 Years |
| GIRLS | Row 1 | varsity: | 9 | 141 | | |
| | Row 2 | j.v.: | 6 | 75 | | |
| | Row 3 | frosfr | 3 | 60 | 1 | 9 |
| | Row 4 | total: | 18 | 276 | | 9 |
| BOYS | Row 5 | varsity: | 10 | 175 | | |
| | Row 6 | j.v.: | 7 | 150 145 | | |
| | Row 7 | frosfr | 3 | 60 | | |
| | Row 8 | total: | 20 | 380 | | |

- 1) For Column 1, list the number of interscholastic teams offered for girls and boys at each competitive level (varsity, junior varsity, and freshman). For girls, total each of the entries in Rows 1, 2, and 3 into Row 4. For boys, total Rows 5, 6, and 7 into Row 8.
- 2) For Column 2, list the number of participants at each level. For girls, total each of the entries in Rows 1, 2, and 3 into Row 4. For boys, total Rows 5, 6, and 7 into Row 8. **Note:** The totals in Row 4 for girls and in Row 8 for boys must be the same as the totals in Form T-1, Column 3, Rows 1 and 2 respectively.
- 3) For Column 3, list the number of interscholastic teams that have been added in the last five years at each competitive level. Count each team added during the 5 year period only one time. e.g. Girl's junior varsity soccer was added 3 years ago, count the team only once, not 3 times. For girls, total the entries in Rows 1, 2, and 3 into Row 4. For boys, total Rows 5, 6, and 7 into Row 8.
- 4) For Column 4, list the number of participants that are currently on each level of the teams that were added in the last five years. If a team was added previously but no longer exists, there are no current participants to be added for that team. For girls, total the entries in Rows 1, 2, and 3 into Row 4. For boys, total Rows 5, 6, and 7 into Row 8.
- 5) For Column 5, calculate the percentage of participants that have been added in the last five years. For girls, take the number in Column 4, Row 4 and divide by the number in Column 2, Row 4. For boys, take the number in Column 4, Row 8 and divide it by the number in Column 2, Row 8.

Note: If the percentage of current participants added in the last five years is 25% or greater, compliance with test two may be possible. If less than 25%, then compliance with test three should be analyzed. **CAUTION:** 25% is not a formal compliance standard.

Principal's Signature: _____

[Handwritten Signature]

Date: _____

[Handwritten Date: 4/14/05]

2004-2005
ACCOMODATION OF INTERESTS AND ABILITIES
SUMMARY PROGRAM CHART 4

Levels of Competition Test One

| | | Column 1 | Column 2 | Column 3 |
|-------------|-------------|-----------------------------------|------------------------|--|
| Girls | Team Levels | Number of Teams Currently Offered | Number of Participants | Percentage of Participants at Each Level |
| Row 1 | varsity: | 9 | 141 | 51 |
| Row 2 | j.v.: | 6 | 75 | 27 |
| Row 3 | frosh: | 3 | 60 | 22 |
| Row 4 | total: | 18 | 276 | 100% |
| Boys | | | | |
| Row 5 | varsity: | 10 | 175 | 46 |
| Row 6 | j.v.: | 7 | 145 | 38 |
| Row 7 | frosh: | 3 | 60 | 16 |
| Row 8 | total: | 20 | 380 | 100% |

- 1) Column 1, list the number of interscholastic teams offered for girls and boys at each competitive level; varsity, junior varsity, and freshman. (Refer to Form T-2, Accommodation of Interests and Abilities, Summary Program Chart 2, Column 1.)
- 2) For Column 2, list the number of participants at each level. For girls, total the entries in Rows 1, 2, and 3 into Row 4. For boys, total the entries in Rows 5, 6, and 7 into Row 8. (Refer to Form T-2, Accommodation of Interests and Abilities, Summary Program Chart 2, Column 2.)
- 3) For Column 3, calculate the percentage of female and male participants at each level.
For girls' varsity, junior varsity, and frosh, respectively:
 - Divide Column 2, Row 1 by Column 2, Row 4, and place the percentage in Column 3, Row 1.
 - Divide Column 2, Row 2 by Column 2, Row 4, and place the percentage in Column 3, Row 2.
 - Divide Column 2, Row 3 by Column 2, Row 4, and place the percentage in Column 3, Row 3.
 For boys' varsity, junior varsity, and frosh, respectively:
 - Divide Column 2, Row 5 by Column 2, Row 8, and place the percentage in Column 3, Row 5.
 - Divide Column 2, Row 6 by Column 2, Row 8, and place the percentage in Column 3, Row 6.
 - Divide Column 2, Row 7 by Column 2, Row 8, and place the percentage in Column 3, Row 7.

Principal's Signature: *[Signature]* Date: *4/14/05*

**2004-2005
BUDGETED AND ACTUAL EXPENDITURES - PROGRAM COMPARISON CHART
TO INCLUDE BOOSTER CLUB FUNDING**

| | equipment and supplies | travel | awards | coaches' salaries (to include supplemental and extended employment) | facilities improvements | publications (if sport-specific) |
|-----------------|------------------------|--------------|--------------|---|-------------------------|----------------------------------|
| | Expenditures | Expenditures | Expenditures | Expenditures | Expenditures | Expenditures |
| G basketball | 4,314.31 | 7,700 | 179.20 | | | |
| B basketball | 4,283.13 | 3,462.88 | 207.33 | | | |
| G softball | 3,379.87 | 4,377.84 | 284.37 | | | |
| B baseball | 6,484.00 | 3,757.44 | 287.43 | | | |
| G cross country | 1,226.91 | 720.00 | 298.00 | | | |
| B cross country | | | | | | |
| G golf | 8495 | 1,136.47 | | | | |
| B golf | | | | | | |
| G soccer | 2,953.50 | 1,316.16 | 111 | | | |
| B soccer | 2,086.19 | | 123.81 | | | |
| G swimming | 624.18 | | | | | |
| B swimming | | | | | | |

1. Total expenditures on T-35 and T-36 on the 2004-2005 year report due by April 15, 2005, should reflect the total monies spent (rounded off to nearest hundred) for the entire year of 2003-2004 ending June 30, 2004.
2. Booster Club Funding/Contributions, must be included in the expenditures total.

Principal's Signature: Alan Bennett Date: 4/14/05

**2004-2005
BUDGETED AND ACTUAL EXPENDITURES - PROGRAM COMPARISON CHART 2
TO INCLUDE BOOSTER CLUB FUNDING**

KISBA
Form 136
REV. 10/04

| Teams | equipment and supplies | travel | awards | coaches' salaries (to include supplemental and extended employment) | facilities improvements | publications (if sport-specific) |
|----------------|------------------------|--------------|--------------|---|-------------------------|----------------------------------|
| | Expenditures | Expenditures | Expenditures | Expenditures | Expenditures | Expenditures |
| G track | 1951.21 | | 4575.53 | | 1,000 | |
| B track | | | | | | |
| G tennis | 708.31 | | 108.77 | | | |
| B tennis | | | | | | |
| G volleyball | 982.40 | 556.02 | 126.50 | | | |
| B wrestling | 1,297.20 | 1,332.00 | 211.20 | | | |
| G (list sport) | | | | | | |
| B (football) | 6,703.80 | | 317.00 | | | |
| G (list sport) | | | | | | |
| B (list sport) | | | | | | |

- Total expenditures on T-35 and T-36 on the 2004-2005 year report due by April 15, 2005, should reflect the total monies spent (rounded off to nearest hundred) for the entire year of 2003-2004 ending June 30, 2004.
- Booster Club Funding/Contributions must be included in the expenditures total. 69,279.05 % for boys 52.4 % for girls 47.6
- Indicate percentage of total expenditures for each gender; Total Expenditures \$ 69,279.05 % for boys 30,330.89 % for girls 32,948.16

Principal's Signature: _____

[Handwritten Signature]

Date: _____

[Handwritten Signature]

2004-2005 KHSAA TITLE IX ATHLETICS AUDIT

KHSAA
Form T41
Rev. 10/04

Checklist - Overall Interscholastic Athletics Program

DIRECTIONS:

For the Areas of Compliance (Opportunities and Benefits) listed on the left hand side of the page, place a checkmark under the appropriate column identifying whether your school provided an advantage to the Girls' Program, or to the Boys' Program or to Neither Program.

| Areas of Compliance: | ADVANTAGE TO: | | |
|---|-------------------|------------------|--------------------|
| | GIRLS' PROGRAM | BOYS' PROGRAM | NEITHER PROGRAM |
| OPPORTUNITIES | | | ✓ |
| Accommodation of Interest and Abilities | | | ✓ |
| BENEFITS | | | |
| Equipment and Supplies | | | ✓ |
| Scheduling of Games and Practice Time | | | ✓ |
| Travel and Per Diem Allowances | | | ✓ |
| Coaching | | | ✓ |
| Locker Rooms, Practice and Competitive Facilities | | | ✓ |
| Medical and Training Facilities and Services | | | ✓ |
| Publicity | | | ✓ |
| Support Services | | | ✓ |
| Athletic Scholarships | | NA | |
| Tutoring | | NA | |
| Housing and Dining Facilities and Services | | NA | |
| Recruitment of Student Athletes | | NA | |

Principal's Signature: _____

[Handwritten Signature]

Date: _____

4/14/05

SCHOOL NAME

North Starks

2004-2005

TITLE IX

CORRECTIVE ACTION PLAN

KHSAA
Form T60
Rev. 10/04

DIRECTIONS:

1. For Column 1, indicate the intended area which needs corrective action in order to achieve gender equity. For Column 2, write the suggested change or activities that will correct the area in need of alteration. For Column 3, include the estimated completion date for the changes or activities.
2. It is possible to attain compliance with Title IX and no longer need "corrective" action. However, the KHSAA strongly encourages compliant schools to identify items for improvement (Column 1), activities to accomplish the improvement (Column 2) and a timetable for completion (Column 3) that will strengthen the athletic program.
3. You may copy this form as needed. Please attach corrective action plans along with audit forms and submit by April 15, 2005.

| COLUMN 1 ITEM FOR CORRECTION/ IMPROVEMENT | COLUMN 2 SUGGESTED CHANGE/ ACTIVITIES | COLUMN 3 TIME TABLE FOR CORRECTIVE ACTION/ COMPLETION |
|---|---|---|
| <i>Recognition Procedure</i> | | <i>Annually</i> |
| <i>Locker Room at Softball House</i> | <i>Boys' 1 Fin. Incentive 2006</i> | <i>Spring 2006</i> |
| <i>Freshman Volleyball Team</i> | | <i>Completed 2005 - Team Selected</i> |
| <i>Uniform Procedure</i> | <i>4-5 year rotation</i> | <i>Annually</i> |
| | | |
| | | |
| | | |
| | | |

Principal's Signature:

Ann Lamm

Date:

4/14/05



TITLE IX
FIVE-YEAR ACCOMPLISHMENTS
1999-2004

KHSAA
 Form T68
 Rev. 9/03



At the end of this school year, as we complete the 5-year KHSAA Title IX Compliance Project, the KHSAA will provide the Kentucky Department of Education a status report of accomplishments. Please review your school's progress since 1999-2000 and itemize those accomplishments which you feel you have made in your efforts to provide greater gender equity in athletics at your school.


(For example: Softball field lights (or other improvements), specific amounts of "prime time" playing opportunity adjustments, cheerleading balance, equitable equipment replacement schedules, equitable pay for coaches, equitable opportunities for facilities use, establishment of additional sports, establishment of more teams at various levels, equalizing number of contests per season, etc., etc.)

| | |
|---|--|
| <p style="text-align: center;">Opportunities (Example: Sports or Levels of Teams Added for Girls)</p> | <p>Added Varsity Volleyball in 2000. Added Freshman Volleyball in 2004</p> |
| <p style="text-align: center;">Equipment and Supplies (Example: New Equipment – batting cages, soccer goals, uniforms, balls, bats, etc.)</p> | <p>- Lights for baseball field equalized that of softball</p> |
| <p style="text-align: center;">Scheduling of Games and Practice Times (Example: 50/50 scheduling ratio of boys' games to girls'. Additional weekend "prime time" opportunities)</p> | <p>Practicetime games scheduled at 40% range or above for years 2003-2004-2005 - Girls play 1/2 of doubleheaders on 2nd game.</p> |

| | |
|---|---|
| <p>Travel and Per-Diem (Example: Spring Break Trip for Softball, Upgrade of meals or meal opportunities)</p> | <p>- Travel is equal for all sports. - Meal and hotel monies same across board</p> |
| <p>Coaching (Example: Hiring of additional coaches, paying equitable salaries)</p> | <p>- Equitable per Hiram Co. District allowance</p> |
| <p>Locker Rooms, Practice and Competitive Facilities (Example: New or Renovated Facilities)</p> | <p>All equal. - Building of lockers for Soccer/Softball Complex will take place in 2005/2006 School year.</p> |
| <p>Medical and Training Services (Example: Additional or equitable sports coverage by medical support personnel, access to weight room)</p> | <p>All equal</p> |
| <p>Publicity (Example: New or improved promotional opportunities at sporting events: 1. Dance/Pep/Cheerleaders 2. Posters 3. Radio/Television)</p> | <p>All equal</p> |
| <p>Support Services (Example: Additional funding for girls' sports)</p> | <p>All equal</p> |

| | |
|------------------------------------|--|
| Other Title IX Advancements | - We at North Hardin want to be at cutting edge of all advancements of the Title IX effort. Any additional needs will be accepted 100% of our ability. |
|------------------------------------|--|

Principal's Signature:  Date: 



Hardin County Schools Classified High School Extra Curricular Increment Schedule

Revised 2002
HCAR 03.121

| POSITION | INCREMENT |
|--|-----------|
| HIGH SCHOOL | |
| Academic Program | 5,101 |
| Head Band Director | 8,773 |
| Assistant Band Director (# 1) | 5,101 |
| Assistant Band Director (# 2) | 5,101 |
| Head Basketball Coach (Boys) (Girls) | 8,773 |
| Assistant Basketball Coach (Boys) (Girls) | 5,101 |
| 9th Grade Basketball Coach (Boys) (Girls) Must fulfill a competitive schedule | 2,550 |
| Head Football Coach | 8,773 |
| Assistant Football Coach (# 1) | 5,101 |
| Assistant Football Coach (# 2) | 5,101 |
| Junior Varsity Football Coach (two) | 5,101 |
| 9th Grade Football Coach Must fulfill a competitive schedule | 2,550 |
| Head Soccer Coach (Boys) (Girls) | 3,468 |
| Assistant Soccer Coach (Boys) (Girls) - 25 regular participants | 1,734 |
| Head Softball / Baseball Coach | 3,468 |
| Assistant Softball / Baseball Coach - 20 regular softball / baseball participants | 1,734 |
| 9th Grade Softball / Baseball Coach Must fulfill a competitive schedule | 1,378 |
| Head Wrestling Coach | 3,468 |
| Assistant Wrestling Coach - 20 regular wrestling participants | 1,734 |
| Head Track Coach | 3,468 |

| | |
|--|-------|
| Assistant Track Coach - 30 regular track participants | 1,734 |
| Athletic Director | 5,101 |
| Head Swim Coach | 1,734 |
| Assistant Swim Coach - 20 regular swim participants | 1,020 |
| Golf Coach | 1,734 |
| Golf Coach (#2) - 16 regular golf participants | 1,734 |
| Tennis Coach | 3400 |
| Tennis Coach (#2) - 20 regular tennis participants | 1,734 |
| Cross Country Coach (Boys) (Girls) | 2,550 |
| Cross Country Assistant Coach - 20 regular cross country participants | 1,020 |
| Weight Program Sponsor | 2,550 |
| Mat Maid Sponsor | 1,378 |
| Cheerleading Sponsor (Boys) (Girls) | 3,468 |
| Choral / Show Choir Director - Must complete performances outside of school day | 2,550 |
| Annual Sponsor | 1,734 |
| Senior Sponsor | 1,734 |
| Debate / Speech Coach | 1,734 |
| Drama Coach - Must complete performances outside of school day | 1,378 |
| JROTC Color Guard / Drill Team Sponsor (four) | 1,734 |
| Head Volleyball Coach | 3,468 |
| Assistant Volleyball Coach | 1,734 |

Coach and Assistant Coach

All coaches shall receive the prevailing salary as approved by the board. No coach shall receive an additional coaching salary from any outside source. No teacher may coach more than two sports as long as there are sufficient applicants within the system. No administrator is permitted to coach and no person may hold two head coaching positions. Any exception to this policy must be approved by the Superintendent.

Required

Each team shall consist of the following minimum number of Participants members participating regularly:
Football-22, Basketball-7, Baseball-12, Softball-12, Wrestling-12, Track-15, Cross Country-7 and Soccer - 15.

In order to staff a second coach for a minor sport, the following minimum number of members must be

<http://www.hardin.k12.ky.us/comp/hsexcrement.htm>

Participating regularly: Baseball – 20, Wrestling – 20, Softball – 20, Track – 30, Soccer – 25, Tennis – 20, Cross Country – 20, Golf – 16, Swimming – 20, and Freshman Football – 23.

If a second coach is not hired in a sport where numbers meet the listed requirements for a second coach, the assigned coach may be paid 1.5 times the increment for that sport.

Additional Coaching Staff

Football may staff the equivalent of a total of five (5) coaches for the total varsity and junior varsity programs.
Basketball may staff the equivalent of a total of three (3) coaches for the total varsity and junior varsity programs.

Junior varsity teams and coaches are provided for football, basketball, softball, baseball, soccer, and wrestling. Their schedule may not exceed that of the varsity.

Thank you for visiting our site.

[Top of Page](#) | [Certified Personnel Salary Compensation and Benefits](#) | [Personnel](#) | [HCS Home](#)
[District Information](#) | [Central Office](#) | [School Web Sites](#) | [Calendar](#)
[Enrollment Procedures](#) | [Breakfast and Lunch Menus](#)
[Community Education](#) | [Job Opportunities](#)
[Board of Education](#)



North Hardin High School

801 S. Logsdon Parkway • Radcliff, KY 40160
270-351-3167 • FAX 270-352-4512

Principal
BILL DENNISON

Assistant Principals
CINDY BROWN
LAURA McGRAY
LES THARP
GREGORY WHEATLEY

Insert

North Hardin High School does not set specific budget amounts for its athletic programs. General amounts are set at 3,500 for football, 1,500 for basketball, baseball, soccer, softball and volleyball, 1,000 for wrestling, track and cross country and 500 for golf and tennis. Coaches initiate the request process by contacting the athletic director. The athletic director then completes a P.O. request for the finance officer. ~~Items~~ are ordered on a need basis. *Items*

The North Hardin swim program travel expenses are paid for by the board of education. This process is due to a lack of facilities within our district. North Hardin practices and holds meets at the Ft. Knox base.

Our amounts are greater this year in football, girls basketball and girls softball. This difference is due to our four-year rotation of uniforms.

If you have any questions, please contact me at your convenience.

Sincerely,

Alan Campbell
Athletic Director
North Hardin High School
(w) (270) 351-3167
(h) (270) 769-2875
© (270) 300-1446

Proposal for Bingo

60/40 split for Athletics and Clubs and Organizations

| | \$ | % |
|------------------------|-------|----------|
| Gen Fund for Athletics | 16000 | 20.77922 |
| Baseball | 3000 | 3.896104 |
| Basketball B/G | 7000 | 9.090909 |
| Cheerleaders | 3000 | 3.896104 |
| Cross Country B/G | 2000 | 2.597403 |
| Golf | 1000 | 1.298701 |
| Matmaids | 1000 | 1.298701 |
| Softball | 3000 | 3.896104 |
| Soccer B/G | 5000 | 6.493506 |
| Swimming | 1500 | 1.948052 |
| Tennis | 1500 | 1.948052 |
| Track B/G | 3000 | 3.896104 |
| Volleyball | 1500 | 1.948052 |
| Wrestling | 1500 | 1.948052 |
| Pep Club | 1000 | 1.298701 |
| total | 51000 | |

Football(will be getting 5000 extra from their own receipts)

Clubs and Organizations

| | \$ | % |
|--------------------|-------|----------|
| Art Club | .500 | 0.649351 |
| Band | 10000 | 12.98701 |
| JROTC | 5000 | 6.493506 |
| Chorus | 500 | 0.649351 |
| FBLA | 500 | 0.649351 |
| Academic Team | 1000 | 1.298701 |
| Karate | 500 | 0.649351 |
| FFA | 1000 | 1.298701 |
| FCCLA | 1000 | 1.298701 |
| French Club | 500 | 0.649351 |
| German Club | 500 | 0.649351 |
| KY Jr Hist Society | 500 | 0.649351 |
| SADD | 500 | 0.649351 |
| National HS | 1000 | 1.298701 |
| Science | 500 | 0.649351 |
| Spanish Club | 500 | 0.649351 |
| Student Council | 500 | 0.649351 |
| TSA | 1000 | 1.298701 |
| Y Club | 500 | 0.649351 |
| total | 26000 | |

to be split among drill, rifle, color guard

drama/speech debate receives money from school budge

has the faculty game and Celebration of the Arts (2000)